

IAPMO RESEARCH AND TESTING, INC.

5001 E. Philadelphia Street, Ontario, CA 91761 • Phone (909) 472-4100 • Fax (909) 472-4244 • www.iapmort.org



CERTIFICATE OF LISTING



IAPMO Research and Testing, Inc. is a product certification body which tests and inspects samples taken from the supplier's stock or from the market or a combination of both to verify compliance to the requirements of applicable codes and standards. This activity is coupled with periodic surveillance of the supplier's factory and warehouses as well as the assessment of the supplier's Quality Assurance System. This listing is subject to the conditions set forth in the characteristics below and is not to be construed as any recommendation, assurance or guarantee by IAPMO Research and Testing, Inc. of the product acceptance by Authorities Having Jurisdiction.

Issued To:

FRANZ KALDEWEI GMBH & CO. KG

BECKUMER STRASSE 33-35 AHLEN 59229 , GERMANY

Product:

Plumbing Fixtures (Porcelain Enameled Steel)

Products are in compliance with the following code(s):

Uniform Plumbing Code (UPC®)
National Plumbing Code of Canada
International Plumbing Code (IPC®)

Products are in compliance with the following standard(s)

ASME A112.19.1-2018/CSA B45.2-2018

File Number: 5183

Effective Date: December 2019

Void After: December 2024*


Chairman, Product Certification Committee




Chief Technical Service Officer

*This certificate is not evidence of current listing. To verify listing status, visit the IAPMO R&T Product Listing Directory at pld.iapmo.org

This listing period is based upon the last date of the month indicated on the Effective Date and Void After Date shown above. Any change in material, manufacturing process, marking or design without having first obtained the approval of the Product Certification Committee, or any evidence of non-compliance with applicable codes and standards or of inferior workmanship, may be deemed sufficient cause for revocation of this listing. Production of or reference to this form for advertising purposes may be made only by specific written permission of IAPMO Research and Testing, Inc. Any alteration of this certificate could be grounds for revocation of the listing. This document shall be reproduced in its entirety.

IAPMO RESEARCH AND TESTING, INC.

CERTIFICATE OF LISTING



Issued To: FRANZ KALDEWEI GMBH & CO. KG

Effective Date: December 2019

File Number: 5183

Product: Plumbing Fixtures (Porcelain Enameled Steel)

Void After: December 2024

This certificate is not evidence of current listing. To verify listing status, visit the IAPMO R&T Product Listing Directory at pld.iapmo.org

Identification:

Each unit shall be permanently marked with the manufacturer's name or trademark. On sinks and lavatories, markings shall be applied to the underside in such a manner that the identification can be viewed when the cabinet door is opened. On bathtubs, markings shall be placed in such a position that it can be readily seen after installation. The product shall also bear the cUPC® certification mark.

Characteristics:

Porcelain Enameled Formed Steel Plumbing Fixtures may include bathtubs, lavatories or sinks. To be installed in accordance with the manufacturer's instructions and the requirements of the latest edition of the Uniform Plumbing Code. Bathtubs without factory applied nailing flanges are listed as drop-in units only, and are not to be installed against the wall. Bathtubs intended for installation against a wall shall incorporate an integral, factory applied or field applied nailing flange in accordance with ASME A112.19.1/CSA B45.2.

Products listed on this certificate have been tested by an IAPMO R&T recognized laboratory. This recognition has been granted based upon the laboratory's compliance to the applicable requirements of ISO/IEC 17025.

IAPMO RESEARCH AND TESTING, INC.

CERTIFICATE OF LISTING



Issued To: FRANZ KALDEWEI GMBH & CO. KG

Effective Date: December 2019

File Number: 5183

Product: Plumbing Fixtures (Porcelain Enameled Steel)

Void After: December 2024

This certificate is not evidence of current listing. To verify listing status, visit the IAPMO R&T Product Listing Directory at pld.iapmo.org

Models

Model Number	Description	Dimension
103	Klassikduo	1600 x 700mm
105	Klassikduo	1700 x 700mm
107	Klassikduo	1700mm x 750mm
109	Klassikduo	1800 x 750mm
110	Klassikduo	1800mm x 800mm
111	Klassikduo Oval	1800 x 800mm
111-7	Klassikduo Oval	1800 x 800mm
112	Klassikduo Oval	1600mm x 700mm
113	Klassikduo Oval	1700mm x 750mm
113-7	Klassikduo Oval	1700mm x 750mm
114	Klassikduo	1900mm x 900mm
115	Klassikduo Oval	1800mm x 800mm
115-7	Klassikduo Oval	1800mm x 800mm
127	Centro Duo	1700mm x 750mm
127-7	Centro Duo Oval	1700 x 750mm
128	Centro Duo	1800mm x 800mm
128-7	Centro Duo Oval	1800 x 800mm
129	Centro Duo 1 Left	1700 x 750mm
130	Centro Duo 1 Right	1700 x 750mm
131	Centro Duo 2	1700mm x 750mm
132	Centro Duo	1700mm x 750mm
133	Centro Duo	1800mm x 800mm
134	Centro Duo 6	2000mm x 750mm
135	Centro Duo 2	1800 x 800mm
136	Centro Duo 1 Links	1800 x 800mm
137	Centro Duo 1 Rechts	1800 x 800mm
144	Bassino	2000mm x 1000mm

IAPMO RESEARCH AND TESTING, INC.

CERTIFICATE OF LISTING



Issued To: FRANZ KALDEWEI GMBH & CO. KG

Effective Date: December 2019

File Number: 5183

Product: Plumbing Fixtures (Porcelain Enameled Steel)


Void After: December 2024

This certificate is not evidence of current listing. To verify listing status, visit the IAPMO R&T Product Listing Directory at pld.iapmo.org

Model Number	Description	Dimension
150-1	Duo Pool	1500mm x 1000mm
150-2	Duo Pool w/Support	1500mm x 1000mm
150-3	Duo Pool w/ Panel	1500mm x 1000mm
150-4	Duo Pool w/ Panels F+R	1500mm x 1000mm
150-5	Duo Pool w/ Panels F+L	1500mm x 1000mm
150-6	Duo Pool w/ Panels F+R+L	1500mm x 1000mm
155	Cayono 5 Ft	1500mm x 750mm
156	Cayono 5 ft	1500mm x 750mm
161	Cayono Drop-In	1524mmx 813mm
164	Cayono Drop-In	1524mm x 914mm
167	Cayono Left, Tile Flange,	60mm x 32mm
168	Cayono Right, Tile Flange,	60mm x 32mm
180	Mega Duo	1800mm x 900mm
182	Mega Duo 6	2140mm x 900mm
184	Megaform Oval	1800mm x 900mm
184-7	Mega Duo Oval w/ Surround	1800 x 900mm
190	Grando Duo	1800 x 800mm
192	Grando Duo	1800 x 800mm
230	Luxxo Duo	1900 x 1000mm
232	Luxxo Duo Oval	1900 x 1000mm
232-7	Luxxo Duo Oval	1900 x 1000mm
245	Saniform Medium	1700 x 750mm
252	Novola	1700 x 750mm
252-L	Novola - Left Overflow	1700 x 750mm
254	Novola Duo 6	2100mm x 800mm
256	Novola Duo	1800 x 800mm
258	Novola Duo 8	1800 x 800mm
260	Novola Duo Oval	1800 x 800mm
261	Novola Set	1700mm x 800mm

IAPMO RESEARCH AND TESTING, INC.

CERTIFICATE OF LISTING



Issued To: FRANZ KALDEWEI GMBH & CO. KG

Effective Date: December 2019

File Number: 5183

Product: Plumbing Fixtures (Porcelain Enameled Steel)


Void After: December 2024

This certificate is not evidence of current listing. To verify listing status, visit the IAPMO R&T Product Listing Directory at pld.iapmo.org

Model Number	Description	Dimension
261-L	Novola Set - Left Overflow	1700 x 800mm
280	Aquamarin	1800 x 800mm
284	Aquamarin	1900 x 900mm
3188-9	Cayono	525mm x 355mm x 151mm
3189-9a	Cayono	580mm x 415mm x 173mm
3190-9a	Cayono	596mm x 426mm x 173mm
342	Sanilux	1700 x 750mm
360-1	Saniform Plus	1400mm x 700mm
360-1 v 10	Saniform Plus	1400 x 700
361-1	Saniform Plus	1500mm x 700mm
361-1 v 10	Saniform Plus	1500 x 700
362-1	Saniform Plus	1600 x 700
362-1	Saniform V1	1600 x 700
362-1	Saniform V2	1600 x 700
362-1	Saniform V3	1600 x 700
362-1	Saniform V4	1600 x 700
362-1 v 10	Saniform Plus	1600 x 700
363-1	Saniform Plus	1700 x 700
363-1 v 10	Saniform Plus	1700 x 700
366	Saniform Plus	1400mm x 750mm
366-1 v 10	Saniform Plus	1400 x 750
367	Saniform Plus	1600 x 750mm
367-1 v 10	Saniform Plus	1600 x 750
371-1	Saniform Plus	1700 x 730mm
371-1 v 10	Saniform Plus	1700 x 730
372-1	Saniform Plus	1600mm x 750mm
372-1 v 10	Saniform Plus	1600 x 750
373-1	Saniform Plus	1700mm x 750mm
373-1 v 10	Saniform Plus	1700 x 750

IAPMO RESEARCH AND TESTING, INC.

CERTIFICATE OF LISTING



Issued To: FRANZ KALDEWEI GMBH & CO. KG

Effective Date: December 2019

File Number: 5183

Product: Plumbing Fixtures (Porcelain Enameled Steel)


Void After: December 2024

This certificate is not evidence of current listing. To verify listing status, visit the IAPMO R&T Product Listing Directory at pld.iapmo.org

Model Number	Description	Dimension
374-1	Saniform Plus	1750 x 750mm
375-1	Saniform Plus	1800mm x 800mm
375-1 v 10	Saniform Plus	1800 x 800
376	Sento	1700 x 800mm
379	Sento	1800 x 800mm
393	Dyna	1700 x 750mm
610	Dyna Duo	1700 x 750mm
611	Dyna Duo	1800 x 800mm
620	Dyna Set	1700mm x 750mm
622	Dyna Set	1800mm x 800mm
624	Dyna Set	1500mm x 750mm
626	Dyna Set	1600mm x 700mm
630	Dyna	1900mm x 750mm
632	Dyna Set	1600 x 700mm
634	Dyna Set	1700mm x 750mm
652	Puro	1700 x 750mm
652 v 10	Puro	1700 x 750
653	Puro	1800 x 800mm
653 v 10	Puro	1800 x 800
656	Puro Side Overflow	1700mm x 750mm
657	Puro Side Overflow	1800mm x 800mm
660	Twin Pool	1700mm x 1000mm
663	Puro Duo	1700mm x 750mm
663 v 10	Puro Duo	1700 x 750
664	Puro Duo	1800mm x 800mm
664 v 10	Puro Duo	1800 x 800
665	Puro Duo	1900mm x 900mm
665 v 10	Puro Duo	1900 x 900
683	Puro	1600mm x 700mm

IAPMO RESEARCH AND TESTING, INC.

CERTIFICATE OF LISTING



Issued To: FRANZ KALDEWEI GMBH & CO. KG

Effective Date: December 2019

File Number: 5183

Product: Plumbing Fixtures (Porcelain Enameled Steel)


Void After: December 2024

This certificate is not evidence of current listing. To verify listing status, visit the IAPMO R&T Product Listing Directory at pld.iapmo.org

Model Number	Description	Dimension
683 v 10	Puro	1600 x 700
684	Puro Side Overflow	1600mm x 700mm
687	Puro	1700mm x 700mm
687 v 10	Puro	1700 x 700
688	Puro Side Overflow	1700mm x 700mm
691	Puro	1700mm x 800mm
691 v 10	Puro	1700 x 800
692	Puro Side Overflow	1700mm x 800mm
700	Mondo	1700 x 750mm
700-L	Mondo - Left Overflow	1700 x 750mm
706	Mondo 6	1970mm x 750mm
706-L	Mondo 6 - Left Overflow	1970mm x 750mm
708	Mondo 8	1700 x 750mm
708-L	Mondo 8 - Left Overflow	1700 x 750mm
710	Mondo	1800 x 800mm
710-L	Mondo - Left Overflow	1800 x 800mm
716	Mondo 6	2060mm x 800mm
716-L	Mondo 6 - Left Overflow	2060mm x 800mm
718	Mondo 8	1800 x 800mm
718-L	Mondo 8 - Left Overflow	1800 x 800mm
724	Cayono Duo	1700 x 750 mm
725	Cayono Duo	1800 x 800 mm
732	Cono Duo	1700mm x 750mm
733	Cono Duo	1800mm x 800mm
733-7	Cono Duo W/Panel	1800 x 800mm
734	Cono Duo	1900 x 900mm
734-7	Cono Duo	1900 x 900mm
735	Cono Duo	2000 x 1000mm
735-7	Cono Duo	2000 x 1000mm

IAPMO RESEARCH AND TESTING, INC.

CERTIFICATE OF LISTING



Issued To: FRANZ KALDEWEI GMBH & CO. KG

Effective Date: December 2019

File Number: 5183

Product: Plumbing Fixtures (Porcelain Enameled Steel)


Void After: December 2024

This certificate is not evidence of current listing. To verify listing status, visit the IAPMO R&T Product Listing Directory at pld.iapmo.org

Model Number	Description	Dimension
742	Asymmetric Duo	1800mm x 900mm
747	Cayono	1500mm x 700mm
747 v10	Cayono	1500mm x 700mm
748	Cayono	1600mm x 700mm
748 v10	Cayono	1600mm x 700mm
749	Cayono	1750mm x 750mm
749 v10	Cayono	1750mm x 750mm
750	Cayono	1750mm x 750mm
750 v 10	Cayono	1700 x 750
751	Cayono	1800mm x 800mm
751 v 10	Cayono	1800 x 800
806	Corpo Duo	1900mm x 1000mm
820	Retro	1900mm x 900mm
820-L	Retro - Left Overflow	1900mm x 900mm
822	Retro 8	1800 x 900mm
822-L	Retro 8 - Left Overflow	1800 x 900mm
824	Retro 6	1900mm x 800mm
824-L	Retro 6 - Left Overflow	1900mm x 800mm
826-1	Atmo Right	1700 x 900mm
826-2	Atmo Right W/Support	1700 x 900mm
826-3	Atmo Right W/ Panel	1700 x 900mm
828-1	Atmo Left	1700 x 900mm
828-2	Atmo Left W/Support	1700 x 900mm
828-3	Atmo Left W/ Panel	1700 x 900mm
830	Mini Right	1570 x 700mm
832	Mini Left	1570 x 700mm
834	Mini Right	1570 x 700mm
836	Mini Left	1570 x 700mm
910-1	Punta Duo 3	1400mm x 1400mm

IAPMO RESEARCH AND TESTING, INC.

CERTIFICATE OF LISTING



Issued To: FRANZ KALDEWEI GMBH & CO. KG

Effective Date: December 2019

File Number: 5183

Product: Plumbing Fixtures (Porcelain Enameled Steel)

Void After: December 2024

This certificate is not evidence of current listing. To verify listing status, visit the IAPMO R&T Product Listing Directory at pld.iapmo.org


Model Number	Description	Dimension
910-2	Punta Duo 3 W/Support	1400mm x 1400mm
910-3	Punta Duo 3 W/ Panel	1400mm x1400mm
944	Vaio Set	1700mm x 700mm
946	Vaio Set	1800mm x 800mm
950	Vaio Duo	1800 x 800mm
951	Vaio Duo	1800mm x 800mm
951-7	Vaio Duo Oval	1800 x 800mm
952	Vaio Duo 6	2100mm x 800mm
953	Vaio Duo 8	1800 x 800mm
954	Vaio Set	1700 x 750mm
954-L	Vaio Set - Left Overflow	1700 x 750mm
956	Vaio Set	1600 x 700mm
956-L	Vaio Set	1600 x 700mm
958	Vaio 6	1900mm x 900mm
958-L	Vaio 6 - Left Overflow	1900mm x 900mm
960	Vaio	1700 x 800mm
960-L	Vaio - Left Overflow	1700 x 800mm
962	Vaio Duo 3	1400mm x 1400mm
962-7	Vaio Duo 3 - W/ Panel	1400mm x 1400mm

Model Number	Description
BW155v10,alpwe, VAS,AD,IAPMO	Cayono 5ft USA
BW156v10,alpwe, VAS,AD,IAPMO	Cayono 5ft USA

Model Number	Description	Dimension
3021	Emerso, Edge: 32 / Rim Height: drop in	520x420
3022	Emerso, Edge: 32 / Rim Height: drop in	720x420

IAPMO RESEARCH AND TESTING, INC.

CERTIFICATE OF LISTING



Issued To: FRANZ KALDEWEI GMBH & CO. KG

Effective Date: December 2019

File Number: 5183

Product: Plumbing Fixtures (Porcelain Enameled Steel)

Void After: December 2024

This certificate is not evidence of current listing. To verify listing status, visit the IAPMO R&T Product Listing Directory at pld.iapmo.org

Model Number	Description	Dimension
3039	SILENIO, Edge: 14 / Rim Height: drop in	1200x460
3044	SILENIO, Edge: 14 / Rim Height: drop in	600x460
3045	SILENIO, Edge: 14 / Rim Height: drop in	900x460
3046	SILENIO, Edge: 40 / Rim Height: drop in	1200x460
3047-9	SILENIO, Edge: 40 / Rim Height: drop in	634x391
3048-9	SILENIO, Edge: 120 / Rim Height: wall mount	934x391
3055-9	Centro, Edge: 120 / Rim Height: wall mount	600x500
3056-9	Centro, Edge: 2 / Rim Height: drop in	900x500
3057-9	Centro, Edge: 2 / Rim Height: drop in	600x500
3058-9	Centro, Edge: 120 / Rim Height: wall mount	900x500
3059-9	Centro, Edge: 120 / Rim Height: wall mount	600x500
3060-9	Centro, Edge: 120 / Rim Height: wall mount	900x500
3061	Centro, Edge: 40 / Rim Height: drop in	600x500
3062	Centro, Edge: 40 / Rim Height: drop in	900x500
3073	Cono, Edge: 120 / Rim Height: wall mount	550x300
3074	Cono, Edge: 120 / Rim Height: wall mount	550x300
3079	Cono, Edge: 2 / Rim Height: wall mount	500x500
3082	Cono, Edge: 2 / Rim Height: drop in	1200x500
3089	Cono, Edge: 120 / Rim Height: wall mount	600x500
3090	Cono, Edge: 120 / Rim Height: wall mount	900x500
3091	Cono, Edge: 100 / Rim Height: wall mount	1200x500
3162	Puro, Edge: 100 / Rim Height: drop in	550x300
3163	Puro, Edge: 14 / Rim Height: drop in	460x460
3164	Puro, Edge: 40 / Rim Height: drop in	600x460
3165	Puro, Edge: 120 / Rim Height: drop in	900x460
3166	Puro, Edge: 2 / Rim Height: drop in	550x300
3037-9	SILENIO, Edge: 120 / Rim Height: wall mount	600x460
3038-9	SILENIO, Edge: 14 / Rim Height: drop in	900x460

IAPMO RESEARCH AND TESTING, INC.

CERTIFICATE OF LISTING



Issued To: FRANZ KALDEWEI GMBH & CO. KG

Effective Date: December 2019

File Number: 5183

Product: Plumbing Fixtures (Porcelain Enameled Steel)

Void After: December 2024

This certificate is not evidence of current listing. To verify listing status, visit the IAPMO R&T Product Listing Directory at pld.iapmo.org

Model Number	Description	Dimension
3040-9	SILENIO, Edge: 14 / Rim Height: drop in	600x460
3041-9	SILENIO, Edge: 14 / Rim Height: drop in	900x460
3042-9	SILENIO, Edge: 40 / Rim Height: drop in	600x460
3043-9	SILENIO, Edge: 40 / Rim Height: drop in	900x460
3075-9	Cono, Edge: 120 / Rim Height: wall mount	500x500
3076-9	Cono, Edge: 120 / Rim Height: wall mount	500x500
3077-9	Cono, Edge: 2 / Rim Height: drop in	500x500
3078-9	Cono, Edge: 2 / Rim Height: drop in	500x500
3080-9	Cono, Edge: 120 / Rim Height: wall mount	600x500
3081-9	Cono, Edge: 120 / Rim Height: wall mount	900x500
3083-9	Cono, Edge: 120 / Rim Height: wall mount	600x500
3084-9	Cono, Edge: 14 / Rim Height: drop in	900x500
3085-9	Cono, Edge: 14 / Rim Height: drop in	600x500
3086-9	Cono, Edge: 14 / Rim Height: drop in	900x500
3087-9	Cono, Edge: 40 / Rim Height: drop in	600x500
3088-9	Cono, Edge: 40 / Rim Height: drop in	900x500
3150-9a	Puro, Edge: 40 / Rim Height: drop in	460x460
3151-9a	Puro, Edge: 120 / Rim Height: wall mount	600x460
3152-9a	Puro, Edge: 120 / Rim Height: wall mount	900x460
3153-9a	Puro, Edge: 120 / Rim Height: wall mount	460x460
3154-9a	Puro, Edge: 2 / Rim Height: drop in	600x460
3155-9a	Puro, Edge: 2 / Rim Height: drop in	900x460
3156-9a	Puro, Edge: 2 / Rim Height: drop in	460x460
3157-9a	Puro, Edge: 100 / Rim Height: drop in	600x460
3158-9a	Puro, Edge: 120 / Rim Height: wall mount	900x460
3159-9a	Puro, Edge: 120 / Rim Height: wall mount	460x460
3160-9a	Puro, Edge: 120 / Rim Height: wall mount	600x460
3161-9a	Puro, Edge: 100 / Rim Height: drop in	900x460
3173-9a	Puro, Edge: 40	600x385

IAPMO RESEARCH AND TESTING, INC.

CERTIFICATE OF LISTING



Issued To: FRANZ KALDEWEI GMBH & CO. KG

Effective Date: December 2019

File Number: 5183

Product: Plumbing Fixtures (Porcelain Enameled Steel)

Void After: December 2024

This certificate is not evidence of current listing. To verify listing status, visit the IAPMO R&T Product Listing Directory at pld.iapmo.org

Model Number	Description	Dimension
3174-9a	Puro, Edge: 40	900x385
3175-9a	Puro, Edge: 120	600x385
3176-9a	Puro, Edge: 120	900x385
3180-9	Miena	Ø450 length
3181-9	Miena	Ø380 length
3182-9a	Classic	Ø420 Wide
3183-9a	Classic	Ø360 Wide
3184-9	Miena	400 x 400
3185-9	Miena	580 x 380
3186-9	Ming	dia 400mm
3187-9	Ming	dia 400mm