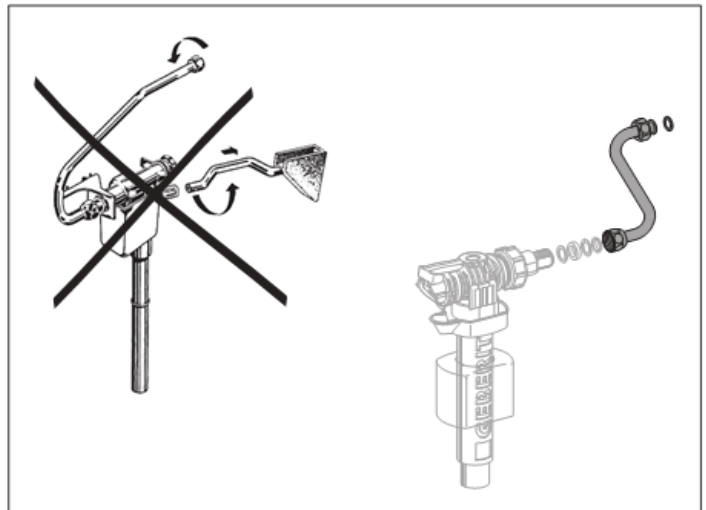
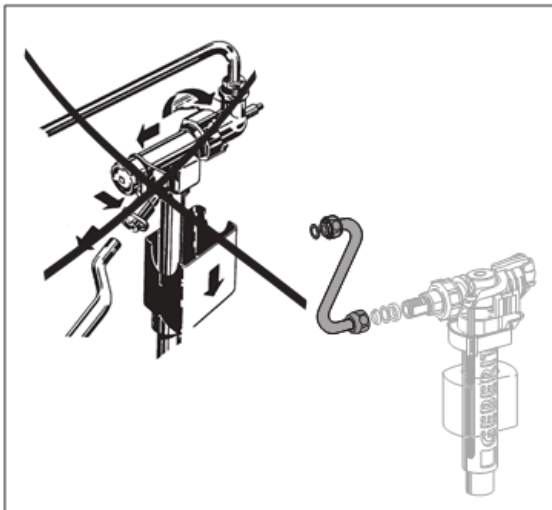




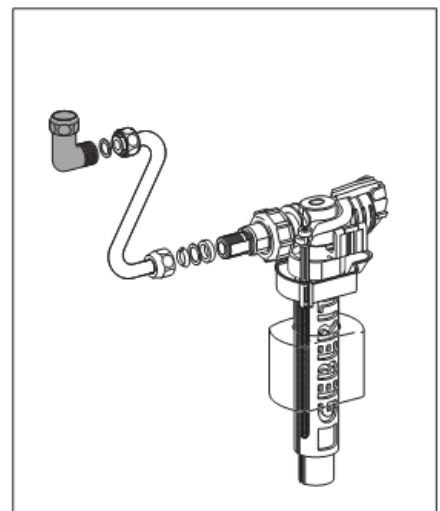
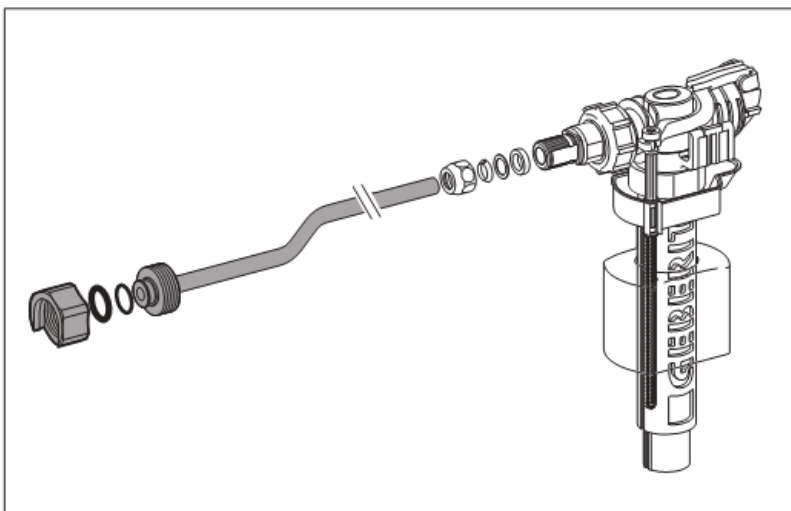
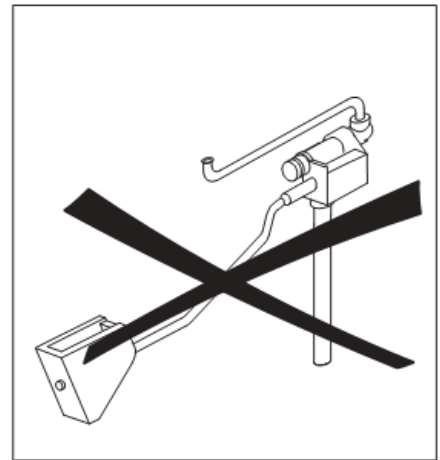
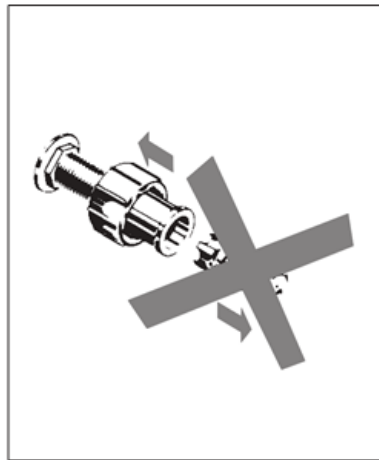
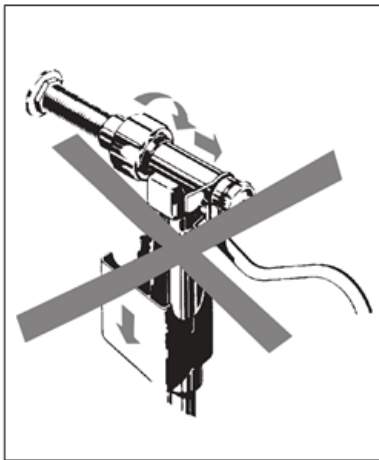
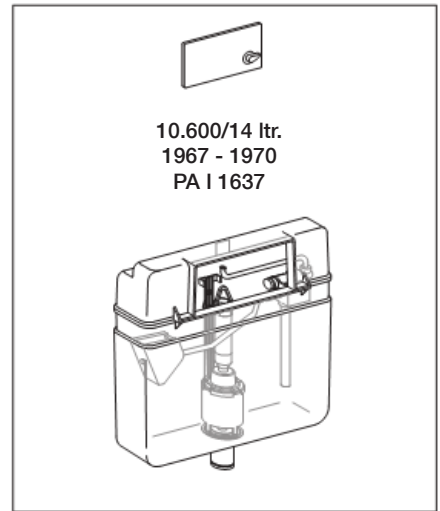
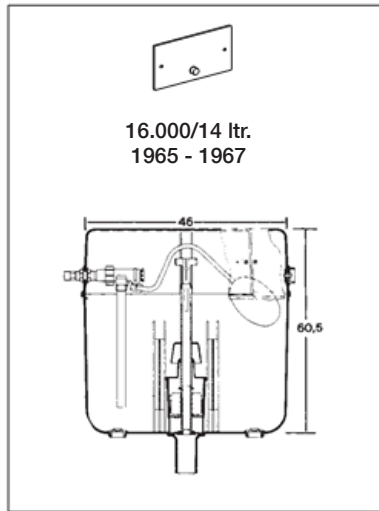
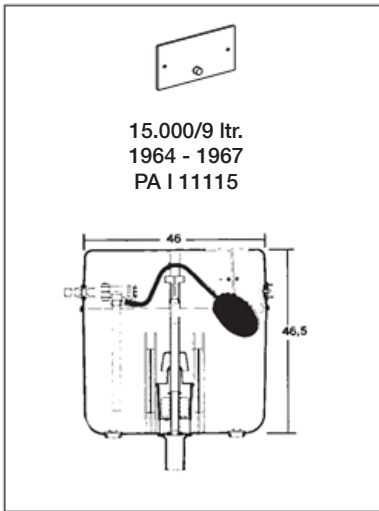
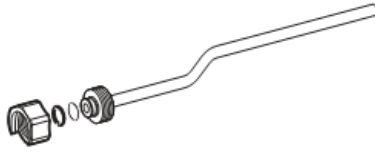
10.600/14 ltr. 1975 - 1978 PA I/IX 1886/I	10.500/9 ltr. 1970 - 1974 PA I/IX 1884/I

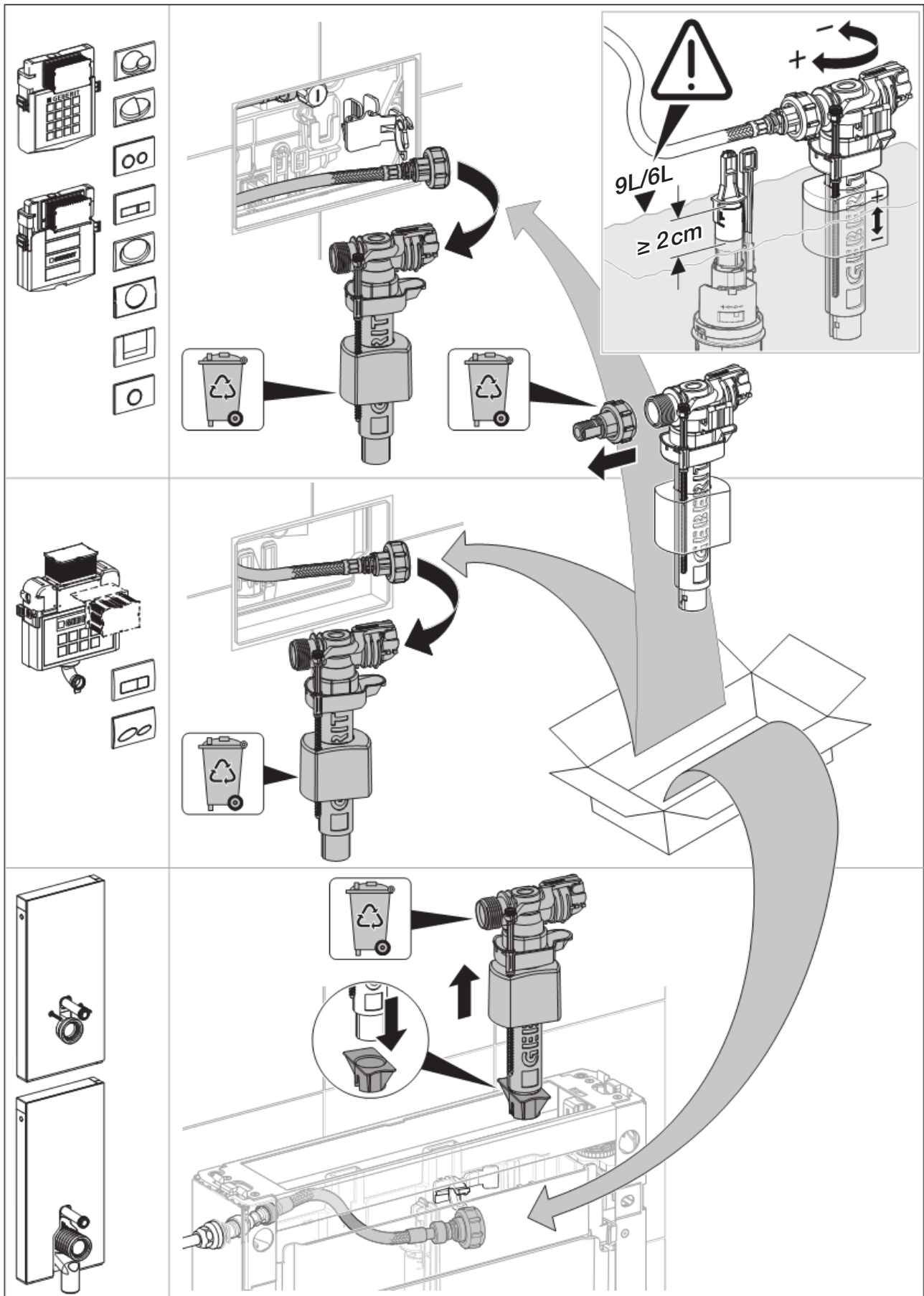
10.400/14 ltr. 1978 - 1980 PA I/IX 2760/I	10.800/9 ltr. 1978 - 1980 PA I/IX 2761/I	10.800/9 ltr. 1981 - 1983(87) PA I/IX 2761/I










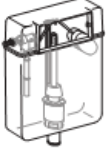






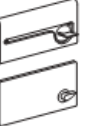


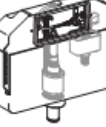

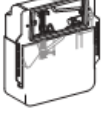

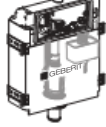












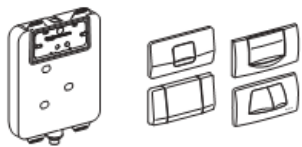
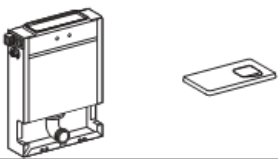
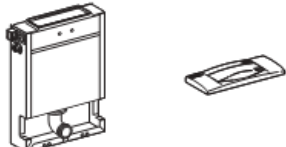
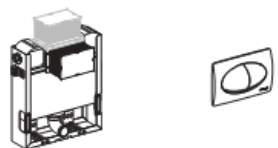
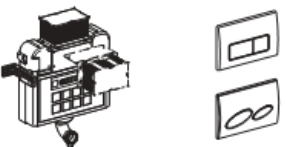
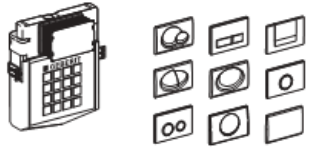
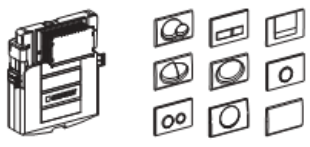

110.800/9 ltr. 1984 - 1987 PA I/IX 2761/I	110.800/9 ltr. 1988 - 1998 PA I/IX 2761/I	110.800/9 ltr. 1995 - 1998 PA I/IX 2761/I	110.800/9 ltr. ab 1998 PA I/IX 2761/I	110.800/9 ltr. ab 1998 PA I/IX 2761/I

Installation





Set und Zubehör			Spülkastenmodelle						
									
			240.047.00.1	240.712.00.1	240.069.00.1	240.329.00.1	240.321.00.1	240.629.00.1	240.921.00.1
15.000 9 L 1964–1967			X						
16.000 14 L 1965–1967			X						
10.500 9 L 1970–1974									
10.600 14 L 1967–1970				X					
10.600 14 L 1975–1978									
10.700 9 L ab 1972			X						
10.400 14 L 1978–1986					X				
10.800 9 L 1975–1987									
110.800 6 - 9 L 1988–1998					X				
110.800 6 - 9 L ab 1998					X				

Set und Zubehör		Spülkastenmodelle						
		 240.047.00.1	 240.712.00.1	 240.069.00.1	 240.329.00.1	 240.321.00.1	 240.629.00.1	 240.921.00.1
110.700 6-9 L ab 1988				X				
Art. (div.) 6-9 L 1986-1994						X		
Art. (div.) 6-9 L 1995-1998						X		
Artline 6-9 L 1999-2006					X 1999 - 2001		X 2002 - 2006	
UP200 6-9 L ab 2006							X	
UP300 6-9 L 2001-2008								X
UP320 6-9 L ab 2008								X
Monolith 6-4,5 L ab 2010								

D16296-007 © 09-2011

Geberit International AG
Schachenstrasse 77
CH-8645 Jona
www.geberit.com
dokumentation@geberit.com