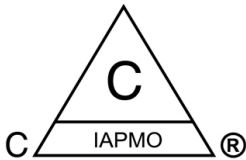


IAPMO RESEARCH AND TESTING, INC.

5001 E. Philadelphia Street, Ontario, CA 91761 • Phone (909) 472-4100 • Fax (909) 472-4244 • www.iapmort.org



CERTIFICATE OF LISTING



IAPMO Research and Testing, Inc. is a product certification body which tests and inspects samples taken from the supplier's stock or from the market or a combination of both to verify compliance to the requirements of applicable codes and standards. This activity is coupled with periodic surveillance of the supplier's factory and warehouses as well as the assessment of the supplier's Quality Assurance System. This listing is subject to the conditions set forth in the characteristics below and is not to be construed as any recommendation, assurance or guarantee by IAPMO Research and Testing, Inc. of the product acceptance by Authorities Having Jurisdiction.

Issued To:

FRANZ KALDEWEI GMBH & CO. KG

BECKUMER STRASSE 33-35 AHLEN 59229 , GERMANY

Product:

Plumbing Fixtures (Porcelain Enameled Steel)

Products are in compliance with the following standard(s)

ASME A112.19.1-2018/CSA B45.2-2018

File Number: C-6254

Revised Date: April 15, 2021

Effective Date: June 2019

Void After: June 2024*


Chairman, Product Certification Committee





Chief Technical Service Officer

*This certificate is not evidence of current listing. To verify listing status, visit the IAPMO R&T Product Listing Directory at pld.iapmo.org

This listing period is based upon the last date of the month indicated on the Effective Date and Void After Date shown above. Any change in material, manufacturing process, marking or design without having first obtained the approval of the Product Certification Committee, or any evidence of non-compliance with applicable codes and standards or of inferior workmanship, may be deemed sufficient cause for revocation of this listing. Production of or reference to this form for advertising purposes may be made only by specific written permission of IAPMO Research and Testing, Inc. Any alteration of this certificate could be grounds for revocation of the listing. This document shall be reproduced in its entirety.

IAPMO RESEARCH AND TESTING, INC.

CERTIFICATE OF LISTING



Issued To: FRANZ KALDEWEI GMBH & CO. KG

Effective Date: June 2019

File Number: C-6254

Revised Date: April 15, 2021

Product: Plumbing Fixtures (Porcelain Enameled Steel)

Void After: June 2024

This certificate is not evidence of current listing. To verify listing status, visit the IAPMO R&T Product Listing Directory at pld.iapmo.org

Identification:

Each unit shall be permanently marked with the manufacturer's name or trademark. On sinks and lavatories, markings shall be applied to the underside in such a manner that the identification can be viewed when the cabinet door is opened. On bathtubs and shower receptors, markings shall be placed in such a position that it can be readily seen after installation. The product shall also bear the cC/IAPMO® triangular certification mark.


Characteristics:

Porcelain Enameled Formed Steel Plumbing Fixtures may include bathtubs, lavatories or sinks. To be installed in accordance with the manufacturer's instructions. Bathtubs and shower receptors without factory applied nailing flanges are listed as drop-in units only, and are not to be installed against the wall. Bathtubs and shower receptors intended for installation against a wall shall incorporate an integral, factory applied or field applied nailing flange in accordance with ASME A112.19.1/CSA B45.2.

Products listed on this certificate have been tested by an IAPMO R&T recognized laboratory. This recognition has been granted based upon the laboratory's compliance to the applicable requirements of ISO/IEC 17025.

IAPMO RESEARCH AND TESTING, INC.

CERTIFICATE OF LISTING



Issued To: FRANZ KALDEWEI GMBH & CO. KG

Effective Date: June 2019

File Number: C-6254

Revised Date: April 15, 2021

Product: Plumbing Fixtures (Porcelain Enameled Steel)

Void After: June 2024

This certificate is not evidence of current listing. To verify listing status, visit the IAPMO R&T Product Listing Directory at pld.iapmo.org

Models


Note: The suffix "A" represents models also comply with ICC/ANSI A117.1-2003.

Shower Receptors

Model Number	Description
A391	Superplan 1000 x 1000mm
A399	Superplan 1200 x 1200mm
A407	Superplan 1200 x 1000mm
A412	Superplan XXL 1400 x 1000mm
A413	Superplan XXL 1500 x 1500mm
A427	Duschplan XXL 1400 x 1000mm
A428	Duschplan XXL 1500 x 1500mm
A430	Superplan XXL 1700 x 900mm
A436	Superplan XXL 750 x 1600mm
A437	Superplan XXL 800 x 1800mm
A440	Superplan XXL 900 x 1600mm
A441	Superplan XXL 900 x 1800mm
A441-Z31	Superplan XXL 1829 x 914 mm right
A441-Z33	Superplan XXL 1829 x 914 mm left
A442	Superplan XXL 1000 x 1500mm
A443	Superplan XXL 1000 x 1600mm
A443-Z31	Superplan XXL 1000 x 1600mm
A444	Superplan XXL 1000 x 1700mm
A445	Superplan XXL 1000 x 1800mm
A2272-5_v10s RIGHT	Cayonoplan 914 X 1524
A2272-5_v10s LEFT	Cayonoplan 914 X 1524
A2310	Cayonoplan 762 x 1524 right
A2311	Cayonoplan 762 x 1524 left
A2312	Cayonoplan 813 x 1524 right
A2313	Cayonoplan 813 x 1524 left

IAPMO RESEARCH AND TESTING, INC.

CERTIFICATE OF LISTING



Issued To: FRANZ KALDEWEI GMBH & CO. KG

Effective Date: June 2019

File Number: C-6254

Revised Date: April 15, 2021

Product: Plumbing Fixtures (Porcelain Enameled Steel)


Void After: June 2024

This certificate is not evidence of current listing. To verify listing status, visit the IAPMO R&T Product Listing Directory at pld.iapmo.org

Model Number	Description
A2316	Cayonoplan 914 x 1524 right
A2317	Cayonoplan 914 x 1524 left
386	Superplan 800 x 800mm
387	Superplan 900 x 750mm
388	Superplan 900 x 800mm
389	Superplan 1200 x 800mm
390	Superplan 900 x 900mm
390-Z31	Superplan 900 x 900
398	Superplan 1000 x 800mm
400	Superplan 900 x 700mm
401	Superplan 1200 x 700mm
402	Superplan 1000 x 750mm
403	Superplan 1200 x 750mm
404	Superplan 1000 x 900mm
405	Superplan 1100 x 900mm
406	Superplan 1200 x 900mm
408	Superplan XXL 1400 x 700mm
409	Superplan XXL 1700 x 700mm
410	Superplan XXL 1400 x 750mm
411	Superplan XXL 1700 x 750mm
423	Duschplan XXL 1400 x 700mm
424	Duschplan XXL 1700 x 700mm
425	Duschplan XXL 1400 x 750mm
426	Duschplan XXL 1700 x 750mm
429	Superplan XXL 1400 x 900mm
431	Superplan XXL 700 x 1600mm
433	Superplan XXL 700 x 1500mm
435	Superplan XXL 750 x 1500mm
438	Superplan XXL 900 x 1300mm

IAPMO RESEARCH AND TESTING, INC.

CERTIFICATE OF LISTING



Issued To: FRANZ KALDEWEI GMBH & CO. KG

Effective Date: June 2019

File Number: C-6254

Revised Date: April 15, 2021

Product: Plumbing Fixtures (Porcelain Enameled Steel)

Void After: June 2024


This certificate is not evidence of current listing. To verify listing status, visit the IAPMO R&T Product Listing Directory at pld.iapmo.org

Model Number	Description
439	Superplan XXL 900 x 1500mm
440-Z31	Superplan XXL 1600 x 900
447	Superplan XXL 800 x 1500mm
762	Ladoplan 900 x 900mm
764	Ladoplan 800 x 1000mm
768	Ladoplan 1000 x 1000mm
2251	CAYONOPLAN 800 X 800
2254	CAYONOPLAN 900 X 900
2255	CAYONOPLAN 750 X 1000
2256	CAYONOPLAN 800 X 1000
2257	CAYONOPLAN 900 X 1000
2258	CAYONOPLAN 1000 X 1000
2259	CAYONOPLAN 750 X 1100
2261	CAYONOPLAN 750 X 1200
2262	CAYONOPLAN 800 X 1200
2263	CAYONOPLAN 900 X 1200
2264	CAYONOPLAN 800 X 1300
2266	CAYONOPLAN 800 X 1400
2267	CAYONOPLAN 900 X 1400
2270	CAYONOPLAN 750 X 1500
2271	CAYONOPLAN 800 X 1500
2272	CAYONOPLAN 900 X 1500
2275	CAYONOPLAN 750 X 1600
A2276	CAYONOPLAN 800 X 1600
2278	CAYONOPLAN 700 X 1700
2279	CAYONOPLAN 750 X 1700

Note: The above listed shower bases can be provided with the following anti slip surfaces: SEC =with Secure Plus anti-slip surface

IAPMO RESEARCH AND TESTING, INC.

CERTIFICATE OF LISTING



Issued To: FRANZ KALDEWEI GMBH & CO. KG

Effective Date: June 2019

File Number: C-6254

Revised Date: April 15, 2021

Product: Plumbing Fixtures (Porcelain Enameled Steel)

Void After: June 2024

This certificate is not evidence of current listing. To verify listing status, visit the IAPMO R&T Product Listing Directory at pld.iapmo.org

Bathtubs

Model Number	Description
1111	Classic Duo Oval 1800X800X430
1113	Classic Duo Oval 1700X750X430
1127	Centro Duo, 1700mm x 750mm
1128	Centro Duo, 1800mm x 800mm
1129	MEISTERSTÜCK CENTRO DUO 1, 1700mm x 75mm
1130	MEISTERSTÜCK CENTRO DUO 1, 1700mm x 750mm
1131	MEISTERSTÜCK CENTRO DUO 2, 1700mm x 750mm
1135	MEISTERSTÜCK CENTRO DUO 2, 1800mm x 800mm
1136	MEISTERSTÜCK CENTRO DUO 1, 1800mm x 800mm
1137	MEISTERSTÜCK CENTRO DUO 1, 1800mm x 800mm
1732	Meisterstuck Conoduo 1700mm x 750mm
1733	Meisterstuck Conoduo 1800mm x 800mm